


**Digi-Pas™**  
A division of VENTURA Group of Companies

# Digital Level

DWL-280 (0.05° Resolution)

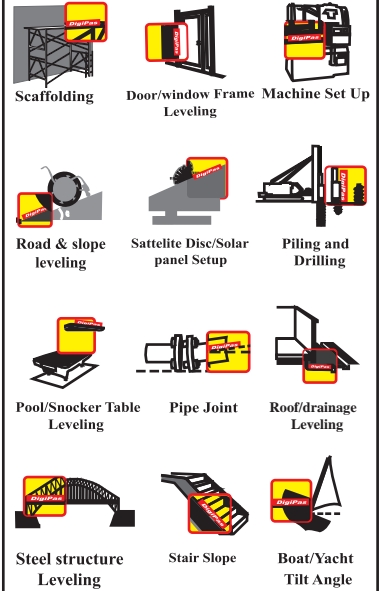


## Digi-Pas™ Digital Level



Product of Singapore

### Applications for DigiPas™ Digital Level



### User Instructions

- On/Off : Press and hold to Turn off
- Hold : Freeze Display value and store the value in the memory
- Mode : 0.05°, mm/m, inch/Ft, %(slope)  
Press and hold the MODE button to turn Buzzer on/off
- CAL : Change calibration value  
(Please read the instruction below)



Digipas is calibrated in the factory for maximum accuracy. User only re-calibrate unless necessary



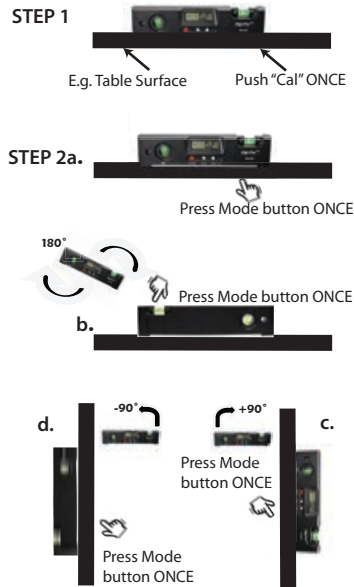
For first time use,  
Remove the plastic strip  
to connect the battery

### Calibration Instructions

1. Push ONCE on the Cal button then release. Buzzer starts to beep.
- 2a. Place DigiPas on a flat surface (e.g. Table)  
Press MODE button ONCE and wait a few seconds till buzzer beeps.
- b. Reverse DigiPas horizontally (180°) at exact spot 2a.  
Press MODE button ONCE and wait till buzzer beeps.
- c. Place DigiPas vertically (+90°). Level DigiPas with the vial, ensure bubble is at the center while keeping it still.  
Press MODE button ONCE and wait till buzzer beeps.
- d. Reverse DigiPas vertically (-90°) at exact spot 2c.  
Press Mode button ONCE and wait till buzzer beeps.
3. Calibration completed when buzzer beep sound stops.

**NOTE : Ensure DigiPas is kept still during Calibration**

### Calibration



® Registered Design

### WARRANTY

This DigiPas level is warranted to the original purchaser to be free from defects in workmanship and material. Our corporation will repair or replace any defective part which may malfunction under normal and proper use within a period of 30days from the date of purchase. Delivered purchase to us together with proof of date and place of purchase. This warranty is not subjected to misuse, abuse, assignments or transfer. The exclusive remedy under any and all warrants and guarantees, expressed or implied, is limited to repair and or replacement as provided herein, and we not be liable for damages from loss or delay of equipment uses, consequential, or incidental damage. Please fill up and return the warranty registration card.

Distributed by :

Manufactured by:  
**JSB TECH PTE LTD**  
41 Science Park Road #04-02,  
The Gemini, Singapore Science Park 2  
Singapore 117610  
Tel: (65) 6778 0640  
Fax: (65) 6777 0460  
Email: jsb-sales@jsbtech.com  
Website: www.digipas.com