

FCC ID: 2AFP6-DGP21C

Pat. No.: US Pat. 9,459,121 B2



Getting Started

For details instruction manual please refer to our websites:

<https://www.digipas.com/support/catalogue.php>

STEP 1

Download App



Ⓐ Launch App Store on your Apple or Android® smartphone/tablet



Ⓑ Search for: "Digipas Smart Levels" or Scan below QR code to Install



Scan QR Code for Android App

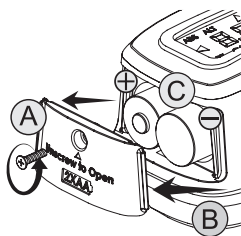


Scan QR Code for iOS App



STEP 2

Install Battery



Ⓐ Loosen screw by turning anti-clockwise direction using Philips screwdriver

Ⓑ Pull out battery cap

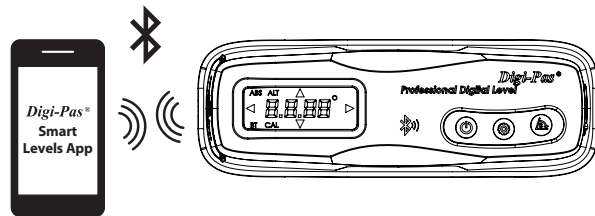
Ⓒ Insert two (2) 1.5V AA batteries follow polarity direction as indicated above.

▲ Caution:

Please ensure batteries are inserted in correct polarity direction for device to work.

STEP 3

Pairing



Ⓐ Press & hold Power button to power on the digital level.

Ⓑ On your smartphone or tablet, launch Digipas Smart Levels App

Ⓒ Follow steps displayed on your smartphone or tablet

Warranty

Digi-Pas® Digital level is warranted to the original purchaser to be free from defects in workmanship and material. DIGIPAS TECHNOLOGIES INC will, at its option, repair or replace any defective part which may malfunction under normal and proper use within a warranty period of 1 (one) year from the date of shipment. This one year warranty clause is NOT applicable to European Union (EU) member states. Purchases made in EU member states will be covered by the existing consumer laws across the European Union, which provide statutory warranty rights in addition to the coverage of one year warranty period. The foregoing warranty shall not apply to defects resulting from misuse, abuse or transfer by the Buyer, Buyer-supplied software or interfacing, unauthorized modification or operation outside of environmental specifications for the product. DIGIPAS TECHNOLOGIES INC. does not warrant that the operation of the instrument software, or firmware, will be uninterrupted or error free.

The exclusive remedy under any and all warrants and guarantees, expressed herein, and we shall not be liable for damages from loss or delay of equipments uses, consequential, or incidental damage. No other warranty is expressed or implied. DIGIPAS TECHNOLOGIES INC. specifically disclaims the implied warranties of merchantability and fitness for a particular purpose.

Limitation of Liability

In no event shall DIGIPAS TECHNOLOGIES INC., (hereinafter, "the Company") be liable to you or any third party for any indirect, special, incidental, exemplary or consequential damages of any kind resulting from any breach of warranty or from the performance or use of the product. This includes without limitation: property damage, loss of value of the product or any third party products that are used with the product, or loss of use of the product or any third party products that are used with the product, even if the Company has been advised of the possibility of such loss or damages. The Company's total cumulative liability arising from or related to the product, whether in contract, tort (including negligence) or otherwise, shall not exceed the amount actually paid by you for the product. Some states and/or jurisdictions do not allow the exclusion or limitation of incidental or consequential damages, so the above limitations or exclusions may not apply to you. If any limitation of liability shall be deemed invalid by any applicable law, then the limitations of liability set forth above shall apply to the maximum extent permitted under applicable law.

FCC Statement

This device complies with part 15 of the FCC Rules. Operation is subject to the following two conditions: (1) This device may not cause harmful interference, and (2) this device must accept any interference received, including interference that may cause undesired operation.

Note: This equipment has been tested and found to comply with the limits for a Class B digital device, pursuant to part 15 of the FCC Rules. These limits are designed to provide reasonable protection against harmful interference in a residential installation. This equipment generates, uses, and can radiate radio frequency energy and, if not installed and used in accordance with the instructions, may cause harmful interference to radio communications. However, there is no guarantee that interference will not occur in a particular installation. If this equipment does cause harmful interference to radio or television reception, which can be determined by turning the equipment off and on, the user is encouraged to try to correct the interference by one or more of the following measures:

- Reorient or relocate the receiving antenna.
- Increase the separation between the equipment and receiver.
- Connect the equipment into an outlet on a circuit different from that to which the receiver is connected.
- Consult the dealer or an experienced radio/TV technician for help.

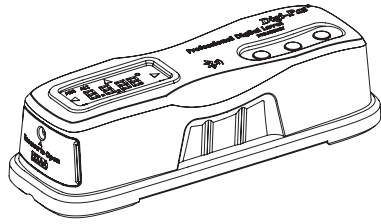
The radiated output power of this device meets the limits of FCC radio frequency exposure limits.

Caution: Any changes or modifications not expressly approved by the party responsible for compliance to this equipment would void the users' authority to operate this device.

2軸精密デジタル水準器

DWL1300XY & DWL1500XY

クイックスタートガイド



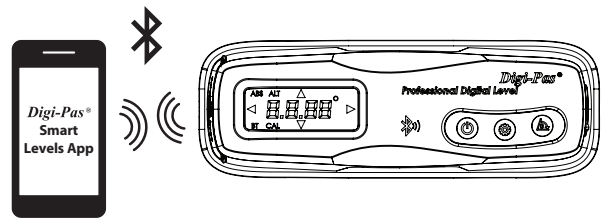
Pat. No.: US Pat. 9,459,121 B2

FCC ID: 2AFP6-DGP21C



ステップ 3

ペアリングする



- Ⓐ 本体の電源ボタンを長押しして、ONにします。
- Ⓑ お手持ちのスマホやタブレット端末でDigi-Pas Smart Levels Appを開きます。
- Ⓒ スマホやタブレット画面に表示される手順に従ってご使用ください。

スタートアップガイド

取扱説明書の詳細については、当社のWebサイトを参照してください。

<http://www.digipas.co.jp/support/catalogue.php>

ステップ 1

アプリをダウンロード



- Ⓐ iPhone やアンドロイドフォンでアプリストアを開いてください。

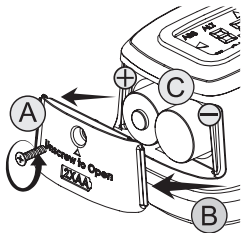


- Ⓑ “Digi-Pas Smart Levels” アプリを検索しインストールしてください。



ステップ 2

電池を設置する



- Ⓐ バッテリーカバーのネジをプラスドライバーを使い反時計回りに回しネジを緩めます。
- Ⓑ バッテリーカバーをとりず。
- Ⓒ “+”と“-”極に注意し1.5Vの単三電池2本を図のように設置してください。

▲注意:

デバイスを動作するためには電池が正しい方向に挿入されていることを確認してください

品質保証

Digi-Pas® デジタル水平器は、材料および仕上がりにおいて欠陥がないことを、最初の購入者に保証する。DIGIPAS TECHNOLOGIES INC. (以下、当社)は、その自由裁量により、正常で適切な使用環境の下で故障した場合、製品発送日から一年間無償で修理及び交換することを保証する。なお、この一年間無償保証は、EU連合各国は該当しない。EU連合各国の購入者は、一年間無償保証を付加した法定保証の権利を与える、既存のEU連合国の消費者法に基づいて保護されるものとする。前述の保証は、買い手による誤用、乱用または転用によって発生した欠陥、買い手により配給されたソフトウェアまたは接続機器、その製品の環境仕様外で不正な修正または操作によって発生した欠陥においては適用されない。当社は、本ソフトウェア機器またはファームウェアの操作が中断することなく行えること、エラーが起こらないことを保証しない。ここに明示している、いかなる全ての保証や補償下にある排他的救済及び当社は、機器使用の損失または遅延、間接的あるいは付随的損害において責を負わないものとする。他の保証も、明示または黙示を問わず責を負わない。当社は、特に、商品性の黙示保証や特定目的への適合性において放棄する。

責任制限

DIGIPAS TECHNOLOGIES INC社 (以下、“当社”という)は、いかなる場合においても、保証条件の違反や使用上に生じる間接損害、特別損害、付随損害、補助的損害、懲罰的損害について一切の責任を負いません。財産の損害、当社製品の価値の損失または当社製品とあわせて使用した物への損害が当社に報告された場合も、一切の責任を負いかねますので、あらかじめご了承ください。

FCC Statement

This device complies with part 15 of the FCC Rules. Operation is subject to the following two conditions: (1) This device may not cause harmful interference, and (2) this device must accept any interference received, including interference that may cause undesired operation.

Note: This equipment has been tested and found to comply with the limits for a Class B digital device, pursuant to part 15 of the FCC Rules. These limits are designed to provide reasonable protection against harmful interference in a residential installation. This equipment generates, uses, and can radiate radio frequency energy and, if not installed and used in accordance with the instructions, may cause harmful interference to radio communications. However, there is no guarantee that interference will not occur in a particular installation. If this equipment does cause harmful interference to radio or television reception, which can be determined by turning the equipment off and on, the user is encouraged to try to correct the interference by one or more of the following measures:

- Reorient or relocate the receiving antenna.
- Increase the separation between the equipment and receiver.
- Connect the equipment into an outlet on a circuit different from that to which the receiver is connected.
- Consult the dealer or an experienced radio/TV technician for help.

The radiated output power of this device meets the limits of FCC radio frequency exposure limits.

Caution: Any changes or modifications not expressly approved by the party responsible for compliance to this equipment would void the users' authority to operate this device.