

2-Axis Inclination Sensor Module Control Box

QUICK START GUIDE

Download manual/quick guide:
Handbuch/Schnellanleitung herunterladen:
日本語のマニュアルは以下よりご確認ください。
下载手册/快速指南:



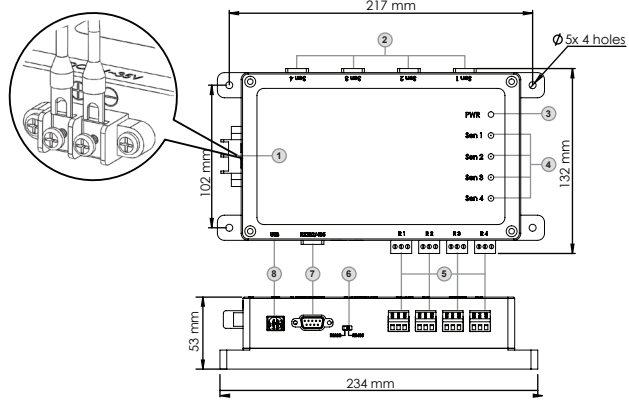
<https://www.digipas.com/manual5000xy>

JQC-2-05001-99-005

Technical Support
Email : info@digipas.com



Device Overview



- ① 12V Power Supply input
- ② Sensor Input
- ③ Power LED indicator
- ④ Sensor LED Indicator
- ⑤ SPDT Relay output
- ⑥ Serial output Switch
- ⑦ RS232/485 serial output
- ⑧ USB 2.0 Standard-B Port

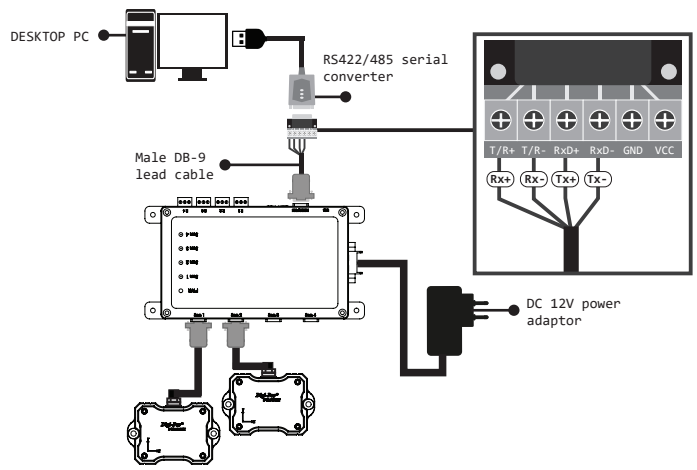
Safety Precautions

- Make sure all the devices are properly grounded before installation.
- Do not allow the device to come in contact with water or any other liquids. Otherwise, electric shock or fire could result.
- Handle the device with care to avoid device from dropping or any other physical shock. Otherwise, it may result in damage or malfunction.
- Do not install the device near any heat sources such as radiators, heat registers, stoves, or other apparatus that produce heat.
- Do not operate this device outside the temperature range of -20°C to +70°C.

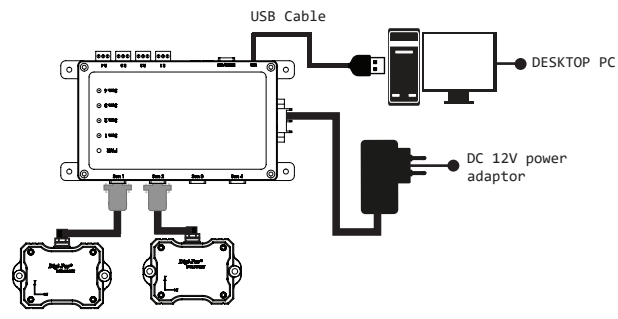
Kit Contents

- 1 Control Box
- 2 Quick Guide

Connection diagram output through control box serial port

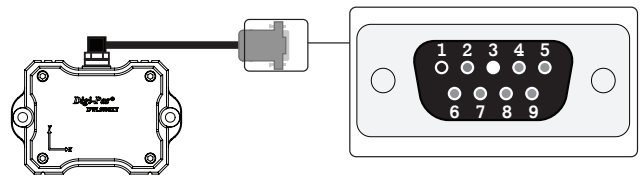


Connection diagram output through control box USB Port



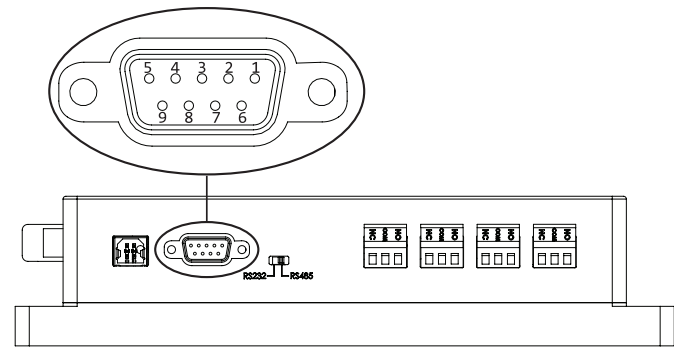
Connection Pin-out

Sensor DB-9 Male cable connector pin-out



Pin No.	Description
1	GND
2	N.C (No Connection)
3	GND (without Control Box) or Signal 1 (For Control Box only)
4	GND (without Control Box) or Signal 2 (For Control Box only)
5	Power Input (Regulated 9V DC)
6	RS485 - A (Non-inverting Receiver Input/Tx+)
7	RS485 - B (Inverting Receiver Input/Tx-)
8	RS485 - Z (Inverting Driver Output/Rx-) or RS232 - Rx
9	RS485 - Y (Noninverting Driver Output / Rx+) or RS232 - Tx

Control Box RS232/485 serial output



Pin No.	Description
1	NC
2	RS485 - A (Non-inverting Receiver Input/Tx+)
3	RS485 - B (Inverting Receiver Input/Tx-)
4	RS485 - Z (Inverting Driver Output)/Rx-
5	RS485 - Y (Noninverting Driver Output / Rx+)
6	GND
7	NC
8	RS232 - Receiver Input (Rx)
9	RS232 - Transmitter Output (Tx)

Technical Specification

Dimension (mm)	234 x 132 x 53
Weight (Approx.)	460g
Power Voltage	12V ±1V DC
Max Current Consumption	1.2 A
I/O Com Protocol	<ul style="list-style-type: none"> • RS232/RS485: 8 Data bits, no parity, 1 stop bits, 115200bps • USB 2.0 • 4 x SPDT Relay -3A at 12VDC (NC), 5A at 12VDC (NO)
Operating Temperature	-20°C to +70°C
Storage Temperature	-30°C to +80°C

Notes :
- Product specification and appearance are subject to change for product improvement without prior notice.

Warranty

Digi-Pas® Digital level is warranted to the original purchaser to be free from defects in workmanship and material. JSB Tech will, at its option, repair or replace any defective part which may malfunction under normal and proper use within a warranty period of 1 (one) year from the date of shipment. This one-year warranty clause is NOT applicable to European Union (EU) member states. Purchases made in EU member states will be covered by the existing consumer laws across the European Union, which provide statutory warranty rights in addition to the coverage of one year warranty period. The foregoing warranty shall not apply to defects resulting from misuse, abuse, or transfer by the Buyer, Buyer-supplied software or interfacing, or unauthorized modification or operation outside of environmental specifications for the product. JSB Tech does not warrant that the operation of the instrument software, or firmware, will be uninterrupted or error-free. The exclusive remedy under any and all warrants and guarantees expressed herein, and we shall not be liable for damages from loss or delay of equipment uses, consequential, or incidental damage. No other warranty is expressed or implied. JSB Tech specifically disclaims the implied warranties of merchantability and fitness for a particular purpose.