

2-Axis Precision Sensor Module

DWL-5500XY

QUICK START GUIDE

Download manual/quick guide:
Handbuch/Schnellanleitung herunterladen:
日本語のマニュアルは以下よりご確認ください。
ダウンロード/快速指南:



<https://www.digipas.com/manual5500xy>

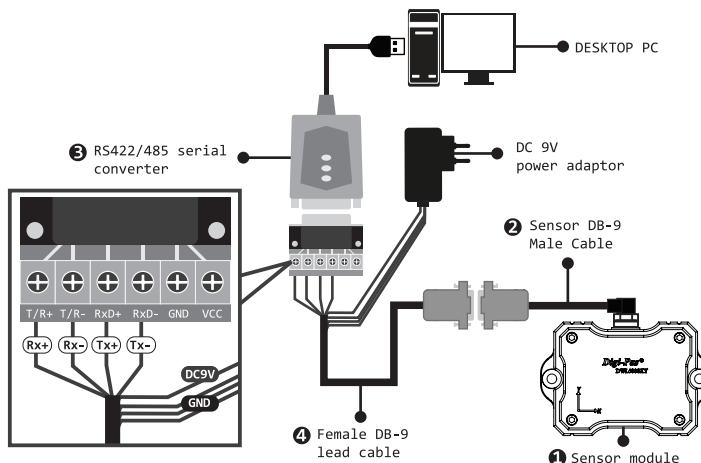
JQC-2-05501-99-005



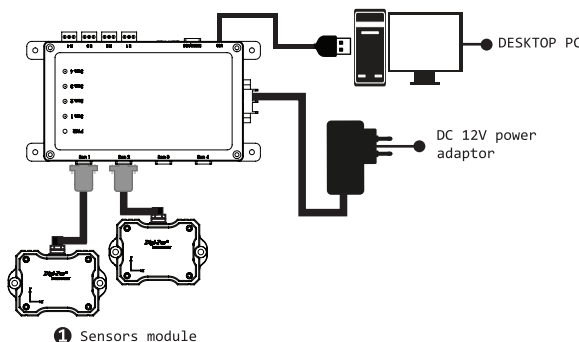
Technical Support
Email : info@digipas.com



Direct serial RS422/485 connection diagram

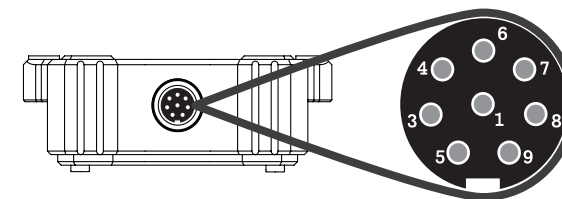


Multiple sensor connection diagram using control box

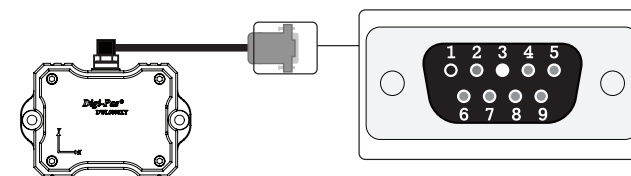


Connection Pin-out

Pinout of the circular multipole connector of the tilt sensor module



Sensor DB-9 Male cable connector pin-out



Pin No.	Description
1	GND
2	N.C (No Connection)
3	GND (without Control Box) or Signal 1 (For Control Box only)
4	GND (without Control Box) or Signal 2 (For Control Box only)
5	Power Input (Regulated 9V DC)
6	RS485 - A (Non-inverting Receiver Input/Tx+)
7	RS485 - B (Inverting Receiver Input/Tx-)
8	RS485 - Z (Inverting Driver Output)/Rx-
9	RS485 - Y (Noninverting Driver Output / Rx+)

Technical Specification

Dimension (mm)	90 x 60 x 33
Weight (Approx.)	600g
Power Voltage	9V ±1V DC
Output Mode	RS485 (full duplex) USB, RS232, and SPDT Relay.* Wireless Bluetooth connectivity (optional) *
Waterproof Rating	IP65
Operating Temperature	-20°C to +70°C
Storage Temperature	-30°C to +80°C

Notes :

- Product specification and appearance are subject to change for product improvement without prior notice.
- *Control Box is required

Warranty

Digi-Pas® Digital level is warranted to the original purchaser to be free from defects in workmanship and material. JSB Tech will, at its option, repair or replace any defective part which may malfunction under normal and proper use within a warranty period of 1 (one) year from the date of shipment. This one-year warranty clause is NOT applicable to European Union (EU) member states. Purchases made in EU member states will be covered by the existing consumer laws across the European Union, which provide statutory warranty rights in addition to the coverage of one year warranty period. The foregoing warranty shall not apply to defects resulting from misuse, abuse, or transfer by the Buyer, Buyer-supplied software or interfacing, or unauthorized modification or operation outside of environmental specifications for the product. JSB Tech does not warrant that the operation of the instrument software, or firmware, will be uninterrupted or error-free. The exclusive remedy under any and all warrants and guarantees expressed herein, and we shall not be liable for damages from loss or delay of equipment uses, consequential, or incidental damage. No other warranty is expressed or implied. JSB Tech specifically disclaims the implied warranties of merchantability and fitness for a particular purpose.

Calibration

Digi-Pas® device is calibrated in the factory for maximum accuracy. Users can re-calibrate when necessary.

for detail calibration please refer to the Instruction manual available online

Cleaning

Do not use harsh chemicals, strong detergents or cleaning solvents to clean the device.

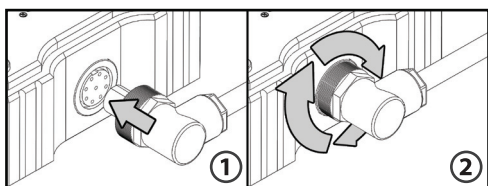
Kit Contents

- 1 Sensor module
- 2 Sensor to DB-9 male cable
- 3 RS422/485 serial converter *
- 4 Female DB-9 lead cable
- 5 Calibration Certificates
- 6 Quick Guide

Note: * Converter driver available at digipas website visit:

<https://www.digipas.com/dwl5500xy>

Safety Precautions



① Ensure the circular multipole plug align with the receptacle on the sensor module by following the locking guide.

② Secure the circular multipole plug by screwing it clockwise.

DWL-5500XY PC sync software

DWL-5500XY PC Sync Software Basic Edition is available free for download at digipas.com website.

PC SYNC SOFTWARE & DRIVER :

<https://www.digipas.com/dwl5500xy>

SAMPLE CODE:

<https://www.digipas.com/samplecode>

DWL-5500XY Instruction manual/Programing guide

Quick guide and instruction manual & device driver are available at digipas.com website:



URL:

<https://www.digipas.com/manual5500xy>